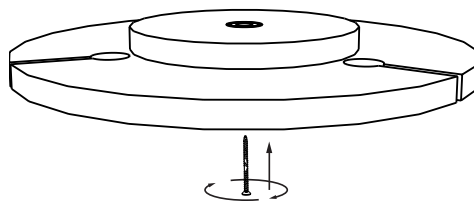


Required Apparatus:

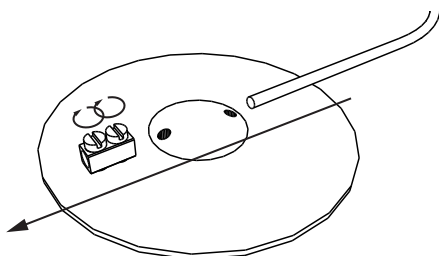
- 1 x Vicloud
- 1 x Wooden Base with Magnet
- 3 or 4 x Steel cables with Rivets
- 3 or 4 x Terminals

Step 1



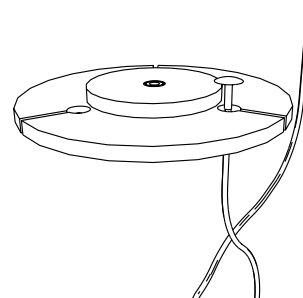
Screw the wooden base to the ceiling using a PZ 3x40 screw (screw not included). In alternative, use the magnetic fixation.

Step 2



Push the end of the cable through the metal base on the Vicloud and use the terminal to secure it in place, tightening it with a screwdriver. Do this for the three or four cables.

Step 3



Fit all cables through the wooden base, securing your Vicloud in place. Adjust the cables as you please, cutting the excess cable once everything is set.